



SHERRA™


Exterior Deck Floors



A1, non-combustible material



Immune to water damage



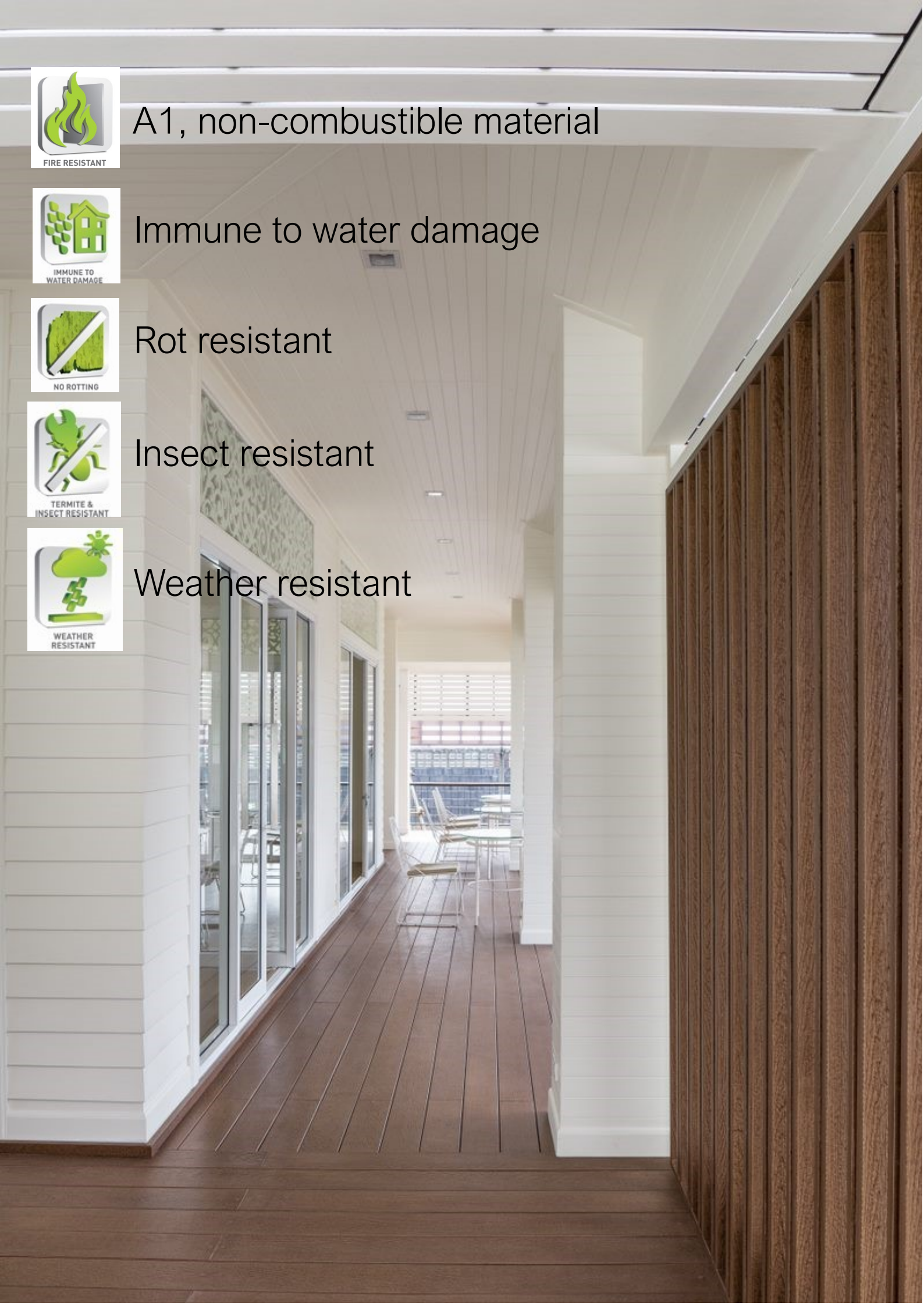
Rot resistant



Insect resistant



Weather resistant



SHERA Floor Plank is an **A1 rated decking board** that comes in beautiful wood grain profiles, colours, routing lines and edges.



Suitable for a variety of external decking applications, including pool decking, balconies, sun terraces or patios, SHERA floor plank is a tough, fire resistant decking plank — a perfect match for all your decking needs.

SHERATM

Exterior Decking

Beautiful decking in any setting

Nature Provides the Ingredients...

Using water, refined sand, cement and natural cellulose fibres, combined with an autoclave curing process, the end result is a very strong and durable fibre cement composite material, which is extremely light weight for its strength and durability.



Results that Rock!

The perfect decking material, SHERA Floor Plank is easy to maintain, extremely tough, insect, rot and fire resistant.



CEMENT



WATER



SAND



CELLULOSE FIBRE



A Range of Colours & Textures



Wood Texture and Colours

SHERA Floor Planks come in a realistic and elegant, straight grain wood profile as well as several different wood colours and formats.

SHERATM

Exterior Decking

Beautiful decking in any setting

Our Collection of Floor Planks



Exterior Decking

Beautiful decking in any setting

Colour-Through

SHERA 'colour through' Floor Planks have the colour pigment mixed into the product and they come in three metre length and four different colour-through wood colours.



Brown Wenge



Golden Sand Teak



Tropical Oak



Brown Cheznut

Non-Slip Coatings for Demanding Applications

SHERA colour through decking is available in standard and also an anti slip coating tested to BS 7976-2:2002 for applications that require extra slip protection.

Colour-Through with Grooves

SHERA Floor Plank in the colour through format also comes in a 'grooved' style, with a single v-cut groove along the centre of the plank, which allows you to create a unique look for your decking yet minimise the volume of planks required for your project.



Availability of Colour-Through

SHERA Floor Plank Colour Through 3m Length, V-Cut Edge	Thickness	Width (mm)		Colour Through	Non-Slip Coating Available*	Single Groove Available**	Surface Texture
	25mm	150	200				Straight Grain
Brown Wenge	•	•	•	•	•	•	•
Golden Sand Teak	•	•	•	•	•		•
Tropical Oak	•	•	•	•	•	•	•
Brown Cheznut	•	•	•	•	•		•

* Minimum order may apply on certain colours


** Available on 200mm width plank

Colour-On-Top

SHERA Floor Planks in 'Colour On Top' format are a tough fibre cement floor plank with a coloured paint coating applied on the surface of the plank.



Modern Grey



Merbau Brown



Shine Light Red Oak



Red Berry

Availability of Colour On Top

SHERA Floor Plank Colour On Top 3m Length, V-Cut Edge	Thickness	Width (mm)		Colour On Top	Surface Texture	
	25mm	150	200*		Cassia	Straight Grain
Shine Light Red Oak	•		•	•	•	
Merbau Brown	•	•	•	•	•	
Red Berry	•	•		•		•
Modern Grey	•	•	•	•		•

* Minimum order may apply

Clip Lock

Clip Lock Joint System

SHERA Floor Plank also comes in a new 'Clip Lock' joint style, which allows you to clip the floor planks together using a joint insert, eliminating the need for drilling and screwing through the surface of the floor planks.



Clip Lock Single Plank in
Modern Grey



Clip Lock With Groove in
Beech


Also Available in Colour Through!

SHERATM

Exterior Decking

Beautiful decking in any setting

SHERA Floor Plank Color Through Clip-Lock Series



- **Smooth & Beauty**
with no screw head
- **Fast and Easy to Install**
by Clip-Lock system
- **Weather Resistance**

Product Information

Profile	Color	Texture	Size (mm.) (Thickness*Width*Length)	Weight (kg./pc.)	Quantity (pc./sq.m.)
V-Cut Edge	Wenge Brown Tropical Oak	Straight Grain	25 x 150 x 3000	17.75	2.22



Clip-Lock Accessories
36 pcs./Box



Termite Free

Clip Lock

Availability of Clip Lock

The SHERA Clip Lock range is now available in both 150mm and 200mm width and in 'colour on top' and 'colour through' formats, with the option to add an anti slip coating.

SHERA Floor Plank Clip Lock Joint V-Cut Edge 3m Length	Thickness	Width (mm)		Available Colour Formats		Optional Anti Slip Coating *	Optional Single Groove **	Straight Grain Surface Texture
	25mm	150mm	200mm *	Colour Through	Colour On Top			
'Colour Through' Range								
Tropical Oak	•	•	•	•		•		•
Brown Wenge	•	•	•	•		•		•
Brown Cheznut	•	•	•	•		•		•
Golden Sand Teak	•	•	•	•		•		•
Modern Grey	•	•	•	•		•		•
'Colour On Top' Range								
Modern Grey	•	•	•		•	•		•
Beech	•	•	•		•	•	•	•
Merbau Brown	•	•	•		•	•		•
Shine Light Red Oak	•	•	•		•	•		•
Red Berry	•	•	•		•	•		•

* Minimum order quantity may apply

** Full plank width 200mm

SHERA™

Exterior Decking

Beautiful decking in any setting

Fire Resistance & Specifications



Exterior Decking

Beautiful decking in any setting

Fire Resistance

SHERA Floor Plank is an **A1 building material**, which means it is fire resistant and does not produce smoke or droplets when exposed to fire. SHERA Floor planks are suitable for use in building applications where fire regulations require a minimum of 'A2' rated decking materials.



- Exterior wall balconies
- Exterior decking
- Roof top decking
- Public space decking

CE	
07	
EN 12467 Fibre Cement Floor Plank/ Deck	
NT Class 2, Category A Reaction to Fire Classification A1	

SHERATM

Exterior Decking

Beautiful decking in any setting

Technical Data

Physical Properties

Thickness Tolerance	ASTM C1186: +/- 1.6 mm.
Density	ASTM C1186: 1336 kg/m ³
Modulus of Rupture	ASTM C1186: ≥ 11 MPa (EMC)
Toughness	≥ 12 J/m ² (EMC)
Water Absorption	ASTM C1186: 27.4 (Pass)
Moisture Content	ASTM C1186: $\leq 15\%$
PH Value	ISO 10390:2005: PH7-8

Fire Resistance Properties

Resistance Ignitability	BS476 Part 5: Pass
Fire Propagation Index	BS476 Part 6: Pass
Surface Spread of Flame	BS476 Part 7: Pass
Reaction to Fire Classification	BS EN 13501-1:2018 Classification A1

Durability

Freeze/Thaw Resistance	BS EN 12467: 1.0 (Pass)
Warm Water Resistance	BS EN 12467: 0.95 (Pass)
Heat/Rain Resistance	BS EN 12467: Pass
Soak/Dry Resistance	BS EN 12467: 0.92 (Pass)

Applications



Exterior Decking

Beautiful decking in any setting

Applications

SHERA Floor Planks are the perfect material for exterior decking on both timber & steel frames.



- Pool areas
- Balconies
- Exterior terraces
- Sun decks
- Elevated platforms
- Any other kind of external decking on residential, commercial or recreational buildings.

Please refer to the Installation Guide for further details.

SHERATM

Exterior Decking

Beautiful decking in any setting

Accessories

SHERA Screws

SHERA Floor Plank can be installed using self drilling or pre-drilled holes with SHERA Screws for steel or timber frames.

Shera Screw FIX-W45 for frame <4 mm thick



Screw to attach SHERA Floor Planks to steel joists.

Specifications:

Bore Diameter: 3.26mm

Tensile: 5,150N

Shear: 4,250N

Maximum Attachment: 35mm

Drilling Capacity: 3.2mm

Length: 45mm.

Package: 250 pcs/box

Shera Screw FIX-T 1 3/4"



Screw to attach SHERA board to timber joists.

Specifications:

Bore Diameter: 3.26mm

Tensile: 5,150N

Shear: 4,250N

Maximum Attachment: 37mm

Drilling Capacity: n/a

Length: 45mm.

Package: 250 pcs/box

Accessories

SHERA Screw Plugs



SHERA Screw Plugs come in the same colours as SHERA Floor Planks and provide a seamless covering of screw holes when installing SHERA Floor Planks.

Package: 250 pcs per box

SHERA Touch Up Paint



SHERA Touch Up Paint is an acrylic paint calibrated to be used with SHERA Floor Planks. It can be applied to SHERA Floor Planks to cover up small surface scratches from normal wear and tear, screw holes, chips and so on.

Package: 0.5l per can.

Installation Tools



Screw Gun

Specification:

Power Output: 550W

Speed: 0-2500rpm

Speed of the screw gun should be adjusted to 1,500 rpm for better screw taping.



Circular Saw

Blade diameter 110 mm (4 3/8")

Max. cutting capacity 32 mm (1 1/4")

Continuous rating input 1,200 w

No load speed 13,000 rpm

Diamond cutter blade


The circular saw should have an attached vacuum system for collecting dust created from dry cutting.



Protective eye glasses

Storage & Handling

Storage & Handling



Store in a shaded, dry and level area on 5 timber bases 500mm apart. Pallets should be transported using a forklift. If the products will be stored for any length of time move to well ventilated area and/or remove plastic shrink wrapping to prevent build up of condensation.



Lift the planks from the stack in an upright position and be careful not to damage ends/edge when lifting and lowering planks.



Carry the planks with another worker/colleague if needed, holding one end each, with the plank in an upright position to avoid unnecessary flexing of the plank.



SHERA Floor Plank should be handled and carried correctly in order to avoid damage to the painted surfaces and to the edges and corners of the planks.

Planks should be carried in an upright position to avoid flexing. Share the load with another worker/colleague if needed, holding one end each with the plank in an upright position.



Planks should not be installed or painted when they are damp or wet.


Maintaining Long Lasting, Beautiful Decking



Exterior Decking

Beautiful decking in any setting

General Maintenance & Care



Cleaning

SHERA Floor Planks can be washed using warm water and soap with a soft sponge. Cleaning products that contain acid should not be used.

Drainage

Check the application drainage system and water discharge outlets to ensure continuous water discharge beneath the decking system.

Ensure gaps between decking planks are free from mud, leaves and other sources of prolonged moisture and to aid drainage.

Mould

Use a wet cloth or soft brush to remove any mould that may have started growing on the decking planks if your decking has been exposed to moisture for a prolonged period.

General Maintenance & Care



Decking Furniture

Care should be taken when moving furniture, plant pots or other heavy objects to prevent scratching the plank surface.

Decking Plants

Use plant pot trays with any decking plants in order to prevent permanent exposure to water/damp/mud.

Weeds

If you are installing your decking frame in a garden we recommend using a weed blanket in order to prevent weed growth underneath the decking.

Standards and Certifications

- CE Declaration
- Declaration of Performance
- Environmental
- Fire
- Impact
- ISO
- Quality
- Acoustic Insulation
- Thermal Insulation
- Miscellaneous

Note: Authorised SHERA representatives can provide the above tests and certificates upon request.



Store in a shaded, dry and level area on 5 timber bases with minimum width 1.5"x3".

For 4mm thickness, the height of stack should not exceed 200 pieces.

For 6mm thickness, the height of stack should not exceed 130 pieces.

Do not install and paint the sheets when they are damp or wet.



07

EN 12467
Fibre Cement Floor Plank/ Deck

NT
Class 2, Category A
Reaction to Fire Classification A1

Find out more about our products and applications



EXTERIOR WALLS



INTERIOR WALLS



EXTERIOR SIDING



CEILINGS



ELEVATED FLOORS



FENCING



EXTERIOR DECK FLOORS



INDUSTRIAL ROOFING

